



# BLADE



S: SYSTEMS • P: C-20A • D: 5-06

## BLADE edge rigger system



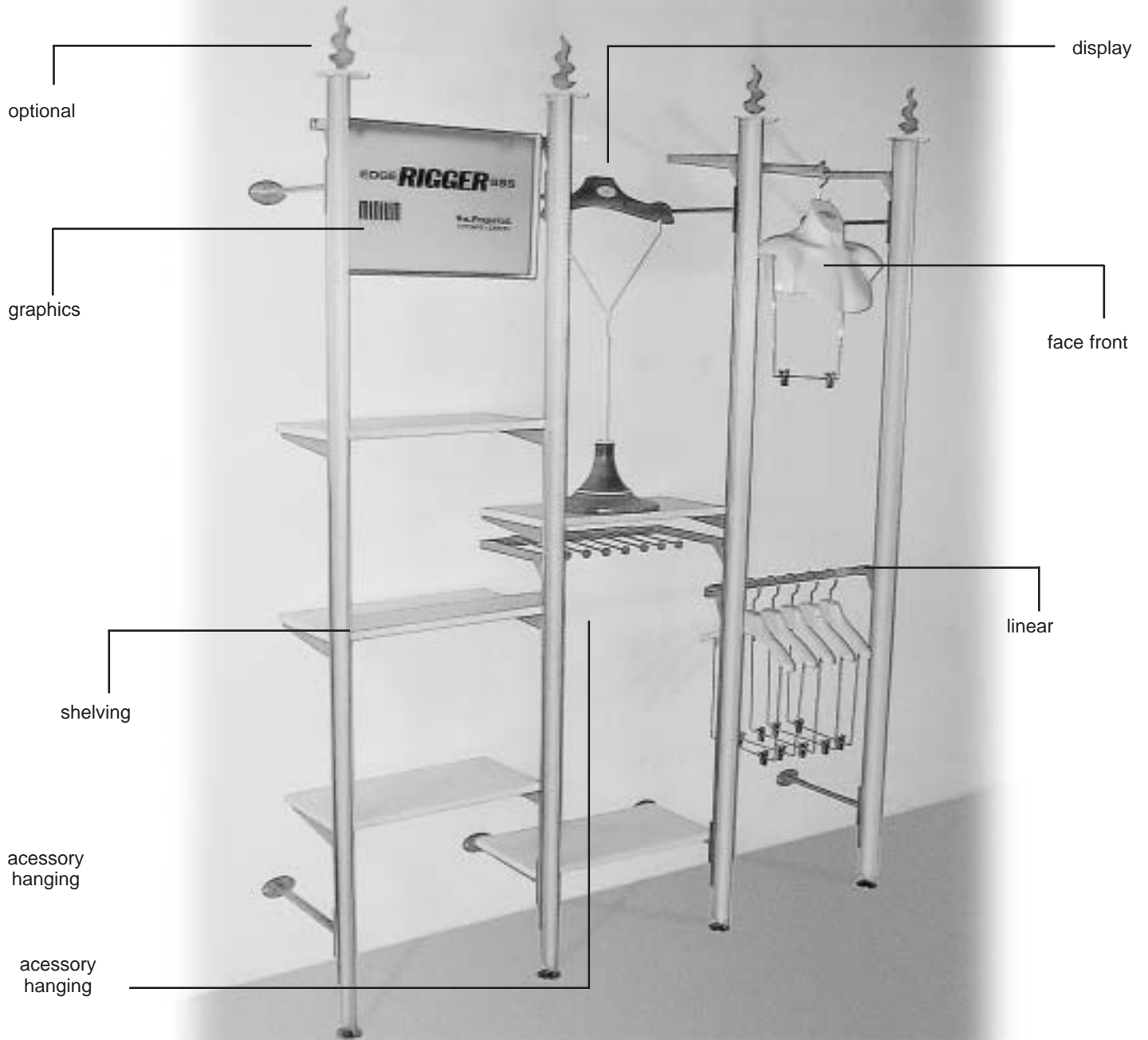
**minium**  
SYSTEMS



# EDGE BLADE



S: SYSTEMS • P: C-20B • D: 5-06



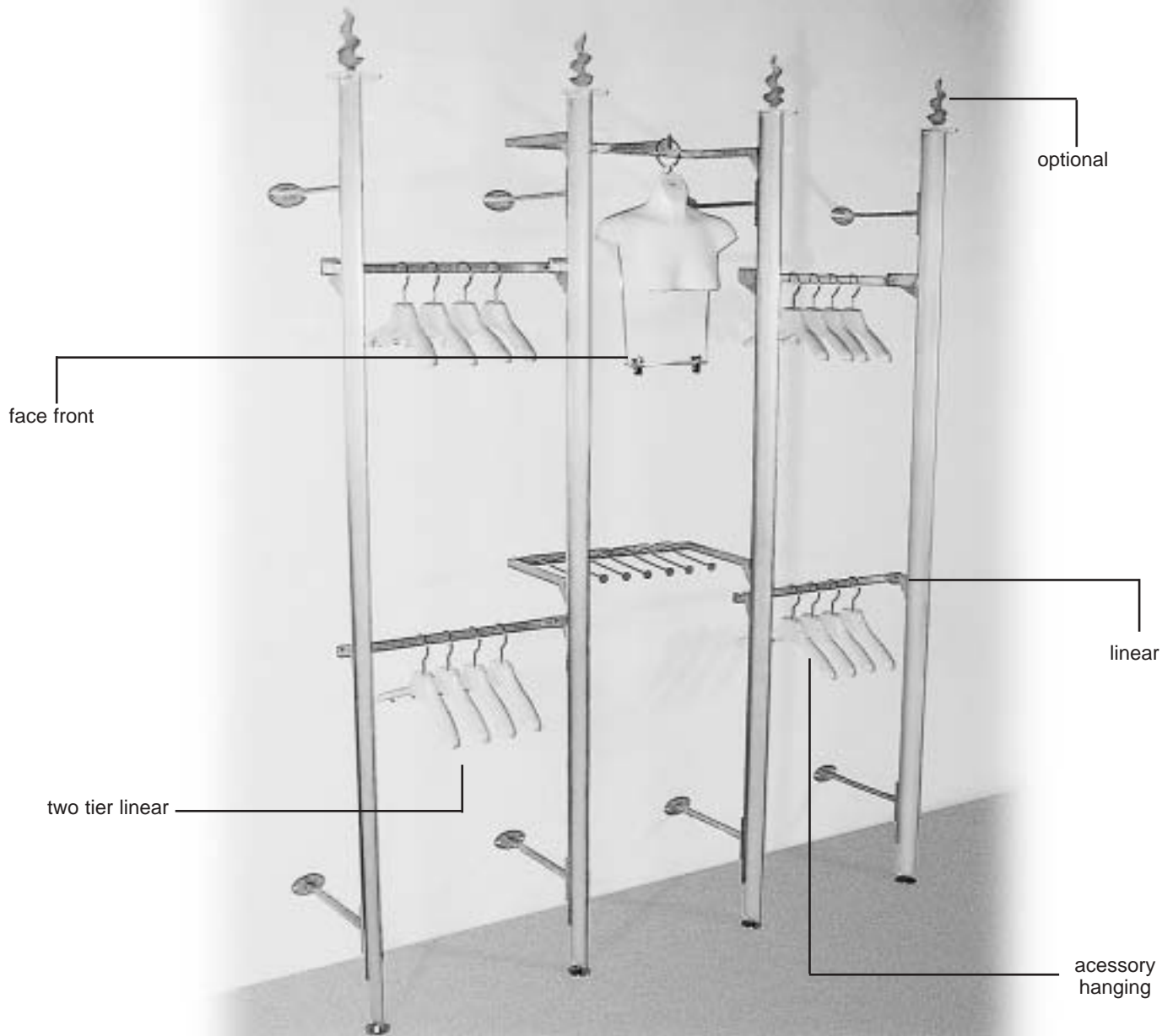
BLADE EDGE RIGGER is fashionable and functional. The soft elliptical aluminum posts are fitted with single slotted steel standards that will accept all standard hardware.



# HANGING FOR EDGE



S: SYSTEMS • P: C-21A • D: 5-06



BLADE EDGE RIGGERS slotted standards allow you to select functional round hangrails or versatile rectangular or square hangrails for linear or frontal presentation.



round



rectangular




square




# SHELVING FOR EDGE




S: SYSTEMS • P: C-21B • D: 5-06



BLADE EDGE RIGGERS slotted standards allow you to select straight or angled shelf brackets which can be coupled with wood, glass or acrylic shelves in various depths and widths.



Wooden Shelf



Angled Wooden Shelf with Frosted Plastic Lip




Acrylic bin



# FEATURES FOR EDGE

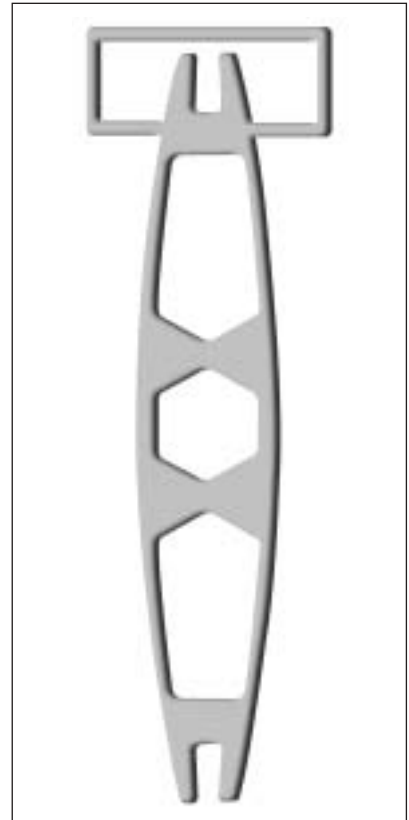


S: SYSTEMS • P: C-22A • D: 5-06




### 3610

96" high x 15" deep clear anodized aluminum post with chrome standard and wall brackets. Levellers make installation easy.




Plan view shows unique shape of elliptical post.



Rear view of outrigger shows single slotted steel standards mounted to aluminum post.

# EDGE BLADE - components

S: SYSTEMS • P: C-22B • D: 5-06






## EDGE BLADE OUTRIGGER 3610

96" high x 15" deep clear anodized aluminum post with chrome standard and wall brackets. Levellers make installation easy.



## SHELVINGS



### Shelf Brackets



### Brackets For Wood Shelf



### Chrome shelf bracket with lip

4665	10"	4667	14"
4666	12"	4668	16"

12" brackets, bright chrome finish  
4410 left      4411 right

# EDGE BLADE- components

S: SYSTEMS • P: C-23A • D: 5-06

ALL CHROME FINISH (except specified otherwise)

## Round Tubing



4691 1"  
4692 1 1/4"



9513 1"  
9514 1 1/4"  
Metal end cap.



9516 1"  
9517 1 1/4"  
Metal end cap with stopper.



9511 1"  
4638 1 1/4"  
Metal end cap with retainer



9518  
1" Plastic cap



Round Hangrail Holder  
5252 1"  
5253 1 1/4"

## Square Tubing



4694 1"



9509  
1" End Cap



Square Hangrail Holder  
4670 - 2" long

## Rectangular Tubing



4693  
1/2" x 1 1/2"



9510  
1/2" x 1 1/2" End Cap



9512 1/2" x 1 1/2" End cap, black plastic  
9523 same as above but chrome finish



Rectangular Hangrail Holder  
4549 3" long

## Bar Stock




4695  
3/16" x 1"

(CLEARANCE)


(CLEARANCE)

(CLEARANCE)

(CLEARANCE)



4652 4651



4656 4655

Left and right bar stock holders  
4651 - 4652 - 1" long  
4655 - 4656 - 6" long



Hooks for bar stock  
5917 6"  
5918 9"  
5919 12"

# EDGE BLADE- components

S: SYSTEMS • P: C-23B • D: 4-07

ALL CHROME FINISH (except specified otherwise)

OPTIONAL  
FINIALS



**3663**  
4 tier ball finial




**3664**  
2 tier cone finial



**3665**  
1 tier swirl finial

## Square Tubing



Square  
Crossrail Holder  
**4671** - 12" long



**4262** 12" straight




**4334** 5 ball waterfall  
**4261** 7 ball waterfall



**4337** 3 hook waterfall  
**4265** 5 hook waterfall

CLEARANCE

## Rectangular Tubing



Rectangular  
Crossrail Holder -  
12" long - **4576**



**4493**  
12" straight



**4491**  
7 ball waterfall



**4492**  
5 hook waterfall

## Rectangular Tubing



Hooks with safety end  
for 1/2" x 1 1/2" tubing

<b>4657SE</b>	4"
<b>4658SE</b>	6"
<b>4659SE</b>	8"
<b>4660SE</b>	9"
<b>4700SE</b>	10"
<b>4701SE</b>	12"